

Lowell Davis Collectors Newsletter

Volume 4 Issue 1

October – December 2009

Lowell Davis Collectors Newsletter

Volume 4 Issue 1

October – December 2009

Contents

Greetings from Lowell 3
Red Oak II Updates..... 4
Proud Papaw by Lowell Davis 6
Red Oak II in Water Colors by Carol
Jessen..... 6
Never Released 1997 Lowell Davis
Figurines from Border Fine Arts 7
Lowell Davis Farm Country Christmas
Collection 9
2010 Calendars 10
Rose’s Recipes 10
Tell Us about Your Favorite Lowell
Davis Art Work 11
Restoration of Lowell Davis Cold Cast
Porcelain Figurines..... 11
Collectors Exchange 11
Lowell Davis Books 12
Lowell Davis Collectors Quiz..... 12
Contact Us 14
Web Links 14
Credits..... 14

Greetings from Lowell



Happy New Year my friends! I hope you all had a wonderful Christmas.

We had a white Christmas at Red Oak II. I am including an article “the Many Moods of Red Oak II” which has photos of Red Oak II this winter.

In early November, Missouri artist Carol Jessen visited Red Oak II and painted

several buildings in water colors. We have included a article about Carol and the paintings she did at Red Oak II.

In “Proud Papaw” I brag about my son Jeb and grandsons Noah and Jordan who are now in the air force.

I have completed the art and storyline for my next book, “The Dalton Gang, up to their old antics again”. We are now working on putting the book together and will be publishing shortly.

We are starting a new section of the newsletter entitled Rose’s Recipes in which my wife Rose will share her favorite recipes which I enjoy so much.

Just before Christmas, I received an email from my friend Ray Ayres at Border Fine Arts. Ray was doing “house cleaning” and he kindly sent me sketches and photos that I had sent to Border Fine Arts when they were manufacturing my figurines and some proof figurines. We have included photos of never released 1997 proofs.

The winner of the 2009 Q4 Collectors Quiz was Jeff Bialobrzkeski. Congrats Jeff! There is a new Collectors Quiz in this newsletter for you to enter.

If you or someone else that you know are not on the list to receive my newsletter and, please send us an email: lowelldaviscollectors@att.net. You can view and download newsletter issues at: www.redoakiimissouri.com.

Remember you are always welcome to visit Red Oak II.

Your friend,

Lowell Davis

Red Oak II Updates



There is always a lot going on at Red Oak II. Here are the happenings of the fourth quarter of 2009:

The Many Moods of Red Oak II

Each season at Red Oak II is different and winter is especially nice when we get snow. This year we had a white Christmas at Red Oak II which made it feel more like Christmas.

Here are some photos of Red Oak II in the snow taken by Red Oak II residents. First here are some photos from Rose Davis:

Red Oak II General Store



Pond and Bridge at Red Oak II



Sparrowsville and the Acorns



Belle Starr House with Christmas Decorations



Phillips 66 Gas Station



and some from Judy Knudsen:



Lowell Davis Collectors Newsletter
Volume 4 Issue 1
October – December 2009



their original grandeur. The buildings they have restored include the Elmira Schoolhouse, Restaurant, Feed & Seed Store, Marshall's Office plus others. Their latest building that just completed restoration is the Schoolmarm's House.



Ain't she a beauty? Thanks Lois & Larry!!

and one from Patty Shanks:



Ain't She a Beauty
by Lowell Davis

As most of y'all know, I wasn't able to maintain and upkeep all the buildings at Red Oak II. If you are a homeowner you understand the cost of maintaining one building, much less 30 plus buildings like I had at Red Oak II. That is why I sold most of Red Oak II to other folks. Two of the new property owners, Lois and Larry Frickenschmidt, purchased several homes and buildings. Some of the buildings had seriously deteriorated and were in rough shape but thanks to the Frickenschmidt's, these buildings have been put back to brand new and

Otis Cabin and Gittin' a Nibble

This winter Otis' Cabin looked like it does in Lowell's Snow Folks book painting Gittin' a Nibble, just missing the snowman and outhouse which was blown over in a storm:

Otis' Cabin



Gittin' a Nibble by Lowell Davis



Proud Papaw

by Lowell Davis

I know in my autobiography I said that grandkids makes old age worthwhile waiting around for. I would like to share a story that shows why this is so.

In early January 2010 my grandson Jordan graduated from basic training at Lackland Air Force Base in Texas. In most cases, this might not have much meaning to a grandfather but with me and Jordan it has a lot of meaning. First, I graduated from Lackland over 50 years ago. My son Jeb graduated from Lackland 15 years ago and still proudly serves in the Air Force as a carrier airman. My grandson Noah also is in the Air Force and is currently stationed in Tucson AZ as an aircraft fire fighter. So you can see the Air Force is in our blood. Even Jordan's grandfather on his dad's side was a medical doctor and a colonel in the Air Force.

That all being said, what made this graduation so special was that about everyone in our family was there. What I wanted most from this graduation was a picture of my son Jeb, and grandsons Noah and Jordan in front of my ole aircraft, a C-119 that I used to air crew in Europe and Africa. Noah sent me the following photo from Lackland AFB:



Jordan, Noah and Jeb in front of USAF C-119

Now you know why everyone in our family has air force stickers all over the backs of our vehicles at Red Oak II.

Red Oak II in Water Colors by Carol Jessen



Carol Jessen in Boothbay Maine

The forecast for weekend of November 7, 2009 was for 70 degrees both days so Carol Jessen, water color painter from St Louis MO, decided to hop in the car for a little drive. She ended up in Carthage, Missouri which was listed in her favorite guidebook America's Most Charming Towns and Villages. After a look around the area, she decided that she would paint at Red Oak II.

Carol selected Otis' Cabin and Marshall Hooker's Office as the subjects for her paintings. Here's the pencil sketch and beautiful water color that she did of Otis' Cabin which she entitled "Ozark Reverie":



Ozark Reverie – pencil sketch by Carol Jessen

Lowell Davis Collectors Newsletter
Volume 4 Issue 1
October – December 2009



Ozark Reverie - water color by Carol Jessen

Here's Carol's beautiful water color of Marshall Hooker's Office:



Marshall Hooker's Office – water color by Carol Jessen

Carol also did a beautiful water color of the Carthage deli:



Carthage Deli – water color by Carol Jessen

Carol Jessen has been drawing and painting for forty five years since she was in elementary school. For her first year at Southwest Missouri State University in Springfield, she majored in art, but switched to English as a sophomore. She then taught high school English for thirty years.

For the last thirty years Carol has spent the entire summer in Boothbay Harbor,

Maine in order to paint. That's where she made her reputation and where she's represented by one of the premier galleries in New England.

Gleason Fine Art gave Carol her first show in the summer of 2009. Also one of her paintings was selected to be exhibited in the summer 2009 Watercolor U.S.A. show in Springfield, MO.

Carol gives demonstrations for art groups, workshops, and private lessons.

Carol has a blog "Carol Jessen's Watercolor World" where you can see her art: <http://caroljessen.blogspot.com/>. Also check out Gleason Fine Art gallery which represents Carol Jessen's art: www.gleasonfineart.com.

Never Released 1997 Lowell Davis Figurines from Border Fine Arts

Lowell was very pleasantly surprised when Ray Ayres at Border Fine Arts tracked him down via the Red Oak II website in December 2009. Ray was doing some "house cleaning" at Border Fine Arts and came across some of Lowell's sketches, photos, letters and about 90 proof Lowell Davis figurines. Ray contacted Lowell to determine if Lowell would like these items and then Ray very kindly shipped them to Lowell just before Christmas.

Among the proof Lowell Davis figurines were six with 1997 dates that were never released commercially. We have included photos of these five figurines:

Lowell Davis Collectors Newsletter
Volume 4 Issue 1
October – December 2009



Ole Paint (1997)



Garden Party (1997)



What is it Marge? (1997)



Waitin' Their Turn (1997)



Just Hanging Out (1997)



No Hunting (1997)

There was also a 1992 proof of a remake of what looks like Country Kitty that was never released:








Country Kitty (1992)

**Lowell Davis Farm Country
Christmas Collection**





We had numerous questions about Lowell's Farm Country Christmas Collection that was produced by ERTL so we are including some information on this collection in this issue of the newsletter.

There were ten pieces in this collection that were released as shown in the scans of an ERTL brochure that follow:



Lowell Davis Collectors Newsletter
Volume 4 Issue 1
October – December 2009




Another four pieces were planned but never released. The individual pieces had interlocking bases allowing assembly into a farm scene as shown below (farm scene includes pieces that were never released).



2010 Calendars

For the 4th year we have produced a Lowell Davis Art Calendar. The 2010 calendar contains prints from a selection of 12 of Lowell's most beautiful paintings:



In 2010, we shifted to using a non-gloss paper for the calendars allowing us to offer a very high quality calendar at a more reasonable price. You can order at: www.redoakigeneralstore.com.

Rose's Recipes

Beginning with this issue, Lowell's wife Rose will be sharing recipes that are Lowell's favorites. This issue we feature Rose's recipes for chili and cinnamon apples.

Rose's Chili Recipe: This is one of Lowell's favorites. The ingredients are:
 2 lbs lean ground beef
 1 – 16 oz can diced tomatoes
 3 – 16 oz cans pinto beans
 Texas style chili spice mix
 3 tsp soy sauce
 2 tsp red wine
 Cayenne pepper (to taste)
 Flour for thickening

Lowell Davis Collectors Newsletter
Volume 4 Issue 1
October – December 2009

Rose starts by browning the lean ground beef in a frying pan and then drains the excess fat. She then adds the can of diced tomatoes with liquid, the 3 cans of pinto beans, brings it to a boil and then adds the Texas style chili spice mix. She then adds the soy sauce and red wine which are her unique ingredients. She adds cayenne pepper to make the chili hotter. She simmers the mixture on low heat covered for 30 minutes to an hour. If the chili needs to be thickened, she mixes some flour in cold water and adds to the chili while stirring until it gets to the desired thickness. For serving, she tops each serving with shredded cheddar cheese and sour cream. Sometimes she serves over rice.

Rose's Cinnamon Apples: This is a great accompaniment for Rose's chili. The ingredients are:

- 6 green apples (Rose likes to use Granny Smiths)
- Butter for frying
- Lemon juice
- Brown sugar (to taste)
- Cinnamon (to taste)

Rose cores the apples and cuts them into thin wedges, leaving the skin on. She then fries them in butter adding some lemon juice to keep them from discoloring. She then adds brown sugar and cinnamon to taste and simmers for 15 minutes.

If you have any questions, email Rose at: redoakrose@ecarthage.com

Tell Us about Your Favorite Lowell Davis Art Work

We would love to hear about your favorite Lowell Davis art, what your first Lowell Davis art piece was and how it got you started collecting his art. Please

send via email to: lowelldaviscollectors@att.net. Attach photos too. We will put your story in a future edition of the newsletter.

Restoration of Lowell Davis Cold Cast Porcelain Figurines

Do you have a damaged Lowell Davis figurine that you would like to have restored? Lowell's daughter April Davis, an outstanding artist in her own right, can do an excellent restoration of your figurine. If you want to contact April about repair/restoration work, send an email to lowelldaviscollectors@att.net.

Collectors Exchange

If you have Lowell Davis art or collectibles that you would like to swap, buy or sell, just email a detailed description of the item to: lowelldaviscollectors@att.net. We will list your items so that other interested collectors can contact you.

Wanted:

The Lowell Davis Art Gallery is looking for:

- Wildlife and farm bronzes
- Early original paintings

If you have any of these items for sale, please send us an email at lowelldaviscollectors@att.net stating which you have, condition and asking price.

For Sale:

No new listings this issue. See last issue for several collections for sale.

Lowell Davis Collectors Newsletter
Volume 4 Issue 1
October – December 2009


Lowell Davis Books

Rose asked to include a reminder about Lowell's three books that that are a must have for Lowell Davis collectors.


Lowell's Autobiography



Snow Folks



The Book on Chickens



An order form for these books can be found on the Red Oak II website at: <http://www.redoakiigeneralstore.com/lowell-davis-books/index.html> or you can send an email to Rose at: redoakrose@ecarthage.com.

Lowell Davis Collectors Quiz

Winner for Lowell Davis Collectors Quiz 2009 Q4

We received several entries in the Lowell Davis Collectors Quiz 2009 Q4 and we had one that correctly answered all questions. That entry was from Jeff Bialobrzkeski of Connecticut. Congratulations Jeff! Jeff also correctly answered the bonus question. Jeff will receive a Giclée print of Lowell Davis' painting "Brer Fox",



Lowell Davis "Brer Fox"

or \$40 credit towards any item of combination of items in our eBay store: <http://stores.ebay.com/Red-Oak-II-General-Store?refid=store>. Jeff also gets a 2010 Lowell Davis Calendar for correctly answering the bonus question.

Lowell Davis Collectors Quiz 2010 Q1

For the 2010 Q1 Lowell Davis Collectors quiz, the winner will receive a pair of Giclée prints of Lowell Davis' paintings "Strawberry Patch" and "Garden Toad":



Lowell Davis "Strawberry Patch"

Lowell Davis Collectors Newsletter
Volume 4 Issue 1
October – December 2009



Lowell Davis "Spotted Garden Toad"

In case of a tie, there will be a random drawing from among all correct entries to select the winner.

To enter, send your answers to the following questions by email to lowelldaviscollectors@att.net. Entries must be received by 12:00 midnight US ET on March 31, 2010. The winner will be announced in the next issue of this newsletter.

Here are the questions in this edition of the quiz:

- 1) Here's a photo of famous rural American artist Lowell Davis with three lovely ladies. From left to right, what are the names and relationship with Lowell of the three ladies in this photo?



I. _____

II. _____

III. _____

- 2) What are the names of the following buildings at Red Oak II?



a. _____



b. _____



c. _____



d. _____

- 3) What are the names of Lowell's long time friends and Carthage area artists in this photo from left to right?



I. _____

II. _____

III. _____

Good luck and have fun!

Contact Us

Lowell and Rose Davis:

lowelldavis@ecarthage.com

redoakrose@ecarthage.com

Lowell Davis Collectors:

lowelldaviscollectors@att.net

Red Oak II General Store:

redoakiigeneralstore@att.net

Larry Sernyk, Collectors Newsletter:

lowelldaviscollectors@att.net

Web Links

Red Oak II Missouri:

www.redoakiimissouri.com

Red Oak II General Store:

www.redoakiigeneralstore.com

Credits

© All figurines, paintings and drawings in this newsletter are Copyright of Lowell Davis or Carol Jessen where indicated.

